

CHELTENHAM FESTIVAL TRIALS DAY

29/01/11

The NTF Approach



Dosage Trends & Dosage Points

+ Extended Trends Analysis

The alternative approach to handicapping the 2011

Triumph Hrd Trial – Murphy Group Chase – Argento Chase

© Copyright Ben Aitken

(Photo by WBX.com)

Introduction

Welcome to the latest NTF guide and the next 2 races in focus for us in the 2010/11 National hunt season. Today's guide looks at the **Triumph Hurdle Trial, Murphy Group Chase & Argento Chase** and puts all 3 contests under the spotlight and subjects them to the usual rigorous NTF Dosage analysis and extended trends analysis.

If the Dosage method is still an alien concept to you then please take a look through the example in this guide or the Dosage explained Chapters that are in the 2010/11 NTF book that you should have downloaded when you first signed up to the service.

Each race that I analyse is split over 4 sections –

- Section 1 highlights the Dosage trends, sourced from the previous 15 renewals, as well as running style trends and other key Dosage trends.
- Section 2 looks at this year's entrants and splits the field into likely winners, possible winners and unlikely winners based on Dosage
- Section 3 looks at the important trends that the past 15 winners had in common and looks to see which of today's runners best fit the trends
- Section 4 is my selection section. This section always includes the **NTF selection** (the horse I think has a big chance based on its Dosage figures and trends profile) but depending on the size of field and/or competitiveness of the race there may also be an **NTF outsider/danger horse** (an outsider who I feel has a better chance than the market suggests or a horse I feel is a big danger to my selection) and/or a **potential Dosage buster** (a horse that has the potential to outperform its Dosage figures)

This NTF release is a guide to who are the likely winners based on the Dosage method and extended trends analysis. Although I have added a section with my own selections this segment is not the only way you can utilise the guide. What I have presented to you is a Dosage and trends breakdown of today's race. The entries for this race have been broken down, using trends and stats from the previous 15 renewals, into likely winners, possible winners and unlikely winners based on Dosage. How you use these stats is entirely up to yourself. You could, if you wanted, follow my selections blindly, you could interpret the figures in your own way and come to your own conclusions, you could incorporate the figures into your own analysis and/or ratings, you could follow only the Dosage figures, you could follow only the extended trends analysis - the choice is exclusively yours. I have presented the stats in my regular NTF fashion and you can use them how you see fit.

I personally use Dosage and trends to aid my betting in a number of ways and hopefully you will too.

****We must remember that although trends and stats are a good pointer they are not a guarantee for future success.***

I hope enjoy the latest **NTF** guide ☺

Summer Plate

Class 1 – Listed Handicap / 2m6f / 4yo+

Dosage Trends

***This section highlights the Dosage trends of the past 15 runnings of the race**

DP - 9/11 had 8 points or more in their Dosage Profile

***Only horses that had 8 or more points are included in DI & CD analysis – Out of the DP, DI & CD stats these are the ones I rely on least unless they show a really strong preference i.e. all winners had 8 or more points**

DI - 7/9 had a DI of 1.50 and below

5/9 had a DI of 0.86 and below

CD - 7/9 had a CD of 0.40 and below

5/9 had a CD of 0.00 and below

0/9 had a CD below -0.88

DI & CD Average - DI 2.01 / CD 0.16

Median – DI 0.86 / CD 0.00

***This is the average and median DI & CD ratings of the past 15 winners. The averages are a good guide but should not be stuck to religiously, they are merely a guide.**

Running Style

Front runners – 3

Close to Pace – 5

Hold Up – 3

Dosage points angle

3/11

(PB) = 0 / (20+) = 5 / (DQ) = 1

***This is the positions the last 15 winners vacated during the race**

***This is a breakdown of the Dosage point's winners from the last 15 winners. In the above example 3/11 fitted 1 of the 3 Dosage points angles.**

2010 Summer Plate Entrants

Probable winners *(Based on Dosage)*

FORM	HORSE	DP	DPA	TOT	DI	CD	R/S
1	TEMPSFORD	3-0-14-9-2	20+	28	0.56	-0.25	HU
0	NOSTRINGSATTACHED	0-0-5-3-0	/	8	0.45	-0.38	HU
1	KING TROY	2-1-1-6-2	PATB	12	0.41	-0.42	HU
13	VALLEY RIDE	0-0-5-5-0	/	10	0.33	-0.50	CP/HU
11	GRAND SLAM HERO	1-1-2-6-2	PATB	12	0.33	-0.58	HU
32111	PUTNEY BRIDGE	1-1-7-7-6	DQ	22	0.33	-0.73	FR/CP
1	TEMPSFORD	3-0-14-9-2	20+	28	0.56	-0.25	HU

***This section highlights the runners that best suit the Dosage trends mentioned on the previous page. The running style of the horse is also included here.**

From this example you can see that eventual winner GRAND SLAM HERO sits comfortably in the Dosage green zone. Amongst other positives was the fact he was also still an improving horse, the 9/1 that was available really was too big to pass over 😊

Possible winners *(Based on Dosage)*

FORM	HORSE	DP	DPA	TOT	DI	CD	R/S
21	PICAROON	10-2-15-6-1	DQ	34	1.34	0.41	FR/CP
-	BALLYAGRAN	4-1-7-4-0	/	16	1.13	0.31	CP
2F4	SILVERBURN	0-1-1-6-2	/	10	0.18	-0.90	CP/FR
2	BROOKLYN BROWNIE	0-1-3-4-4	/	12	0.26	-0.92	HU
1P	KEEPITSECRET	0-0-1-7-2	/	10	0.05	-1.10	HU
/	WAR OF THE WORLD	0-0-4-8-6	/	18	0.13	-1.11	HU/CP
1	POLYFAST	1-0-5-0-0	/	6	1.40	0.33	CP/HU
/	SEYMOUR WELD	2-0-0-0-0	/	2	INF	2.00	FR/CP
23P	STAN	2-1-3-0-0	/	6	3.00	0.83	CP

***This section highlights runners that cannot be totally discounted using their Dosage rating but also do not fit into the stronger section of the trends or one or two of their Dosage figures gain minor negatives. Some of these horses do fit the overall trends but not as strongly as the probable winners section.**

Unlikely winners *(Based on Dosage)*

FORM	HORSE	DP	DPA	TOT	DI	CD	R/S
7	PABLO DU CHARMIL	4-0-12-0-0	/	16	1.67	0.50	HU/CP

***This section highlights the runners that, based on Dosage, have the least likely chance of success. Some horses are just not suited to the rigors of a particular race or are not as suited as other runners.**

2010 Summer Plate Extended Trends Analysis

- 1 11/11 had a top 2 finish in 1 of their last 3 starts
- 2 10/11 had no more than 2 previous chase hcp wins
- 3 10/11 had an OR of 134 and below
- 4 10/11 were aged between 6 & 10
- 5 9/11 finished in the top 2 last time out (7 won)
- 6 9/11 had no more than 4 chase wins
- 7 9/11 had previously won a chase at cl3 level or better
- 8 8/11 had 11 or fewer chase starts
- 9 8/11 ran within last 60 days
- 10 8/11 carried 10-13 or less to victory
- 11 8/11 were either a novice or a 2nd season chaser

*This selection lists historical trends that a majority of the past 15 winners passed. The table below is used to see which of today's field fits in with these historical trends.

NTF Trends	1	2	3	4	5	6	7	8	9	10	11	Tot
POLYFAST	Y	Y	Y	Y	Y	Y	Y	Y	Y	Y	Y	11/11
GRAND SLAM HERO	Y	Y	Y	Y	Y	Y	Y	Y	Y	Y	N	10/11
PUTNEY BRIDGE	Y	N	Y	Y	Y	Y	Y	Y	Y	Y	Y	10/11
VALLEY RIDE	Y	Y	Y	Y	N	Y	Y	Y	Y	Y	N	9/11
BALLYAGRAN	Y	Y	Y	Y	Y	Y	Y	Y	N	Y	N	9/11
SILVERBURN	Y	Y	Y	Y	N	Y	Y	Y	Y	Y	N	9/11
PICAROON	Y	N	N	Y	Y	Y	Y	Y	Y	N	Y	8/11
NOSTRINGSATTACHED	N	Y	Y	Y	N	Y	Y	Y	Y	Y	N	8/11
KING TROY	Y	Y	N	Y	Y	N	Y	Y	Y	N	N	7/11
TEMPSFORD	Y	N	Y	Y	Y	N	Y	N	Y	Y	N	7/11
KEEPITSECRET	Y	N	Y	Y	N	N	Y	N	Y	Y	N	6/11
WAR OF THE WORLD	Y	Y	N	Y	N	Y	Y	N	N	N	N	5/11
BROOKLYN BROWNIE	Y	N	N	N	Y	N	Y	N	Y	N	N	4/11
STAN	Y	N	N	N	N	Y	Y	N	Y	N	N	4/11
SEYMOUR WELD	N	Y	Y	Y	N	N	Y	N	N	N	N	4/11
PABLO DU CHARMIL	N	Y	N	Y	N	N	Y	N	N	N	N	3/11

Trend follower – POLYFAST

*Trend follower(s) is the horse or horses that best fit the trends. From the above you can see that 3 were given full marks or 1 away from full marks including the eventual winner and runner up. This strengthened the case for GRAND SLAM HERO and is an excellent example of Dosage and trends working in tandem.

Abbreviations that are used in this publication

Dosage Trends

DP = Dosage Profile

DI = Dosage Index

CD = Centre of Distribution

Dosage Points Angle (DPA)

PATB = Points Across The Board

Horses that have points in each category of their Dosage Profile

20+ = 20 or more total Dosage Points

Horses that have equal to or more than 20 points in their Dosage Profile

DQ = Dual Qualifier

Horses that have BOTH points across the board AND 20 or more points in their Dosage Profile

For more on the Dosage Points Angle please look at the chapter dedicated to the subject in the 10/11 version of the NTF book.

Best of luck for today, enjoy the guide and Happy Punting ☺

Ben Aitken

Ben Aitken (NTF)

www.narrowing-the-field.com - <http://www.narrowthefield.co.uk/> -
www.narrowingthefield_dosage@hotmail.co.uk

Follow NTF

You can follow NTF using the following methods –

There are numerous ways to follow the NTF Blog (www.narrowing-the-field.com) here are just a few -

Twitter - <http://twitter.com/Narrowthefield>

Get the latest NTF news and updates and my general racing thoughts in bite sized chunks. There is always plenty of racing chat going on over here and even racing pointers that you won't get on the Blog!

Facebook – Join in the banter over at Facebook. If you have a Facebook page then send a friends request my way – Ben Aitken. Also please join the 'NTF – Narrowing the Field' Facebook fans page.

Google Friends Tool – If you have a Google account or a Yahoo account you can be kept updated by clicking on the 'Follow' icon at the bottom right of the Blog.

Bookmark NTF – The old fashioned way 😊

Also check out **Betting School**. I write a monthly column for these guys as well as providing regular race analysis. They are currently offering a free 30 page Betting report and to get your hands on this simply click [here](#) to be taken to the free sign-up page and download your report.

Saturday 29th January 2011

Cheltenham

12.55 – Grade 2 Hurdle –

Triumph Hurdle Trial

2.00 – Grade 3 Chase –

Murphy Group Chase

2.30 – Grade 2 Chase –

Argento Chase

Triumph Hurdle Trial

Class 1 Grade 2 / 2m 1f / 4yo

Dosage Trends

DP - 9/15 had 8 points or more in their Dosage Profile
8/15 had 12 points or more in their Dosage Profile

DI - 8/9 had a DI of 1.18 and below
7/9 had a DI of 1.00 and below
1/8 had a DI below 0.78

Majority Range: 0.78 to 1.18 - 78% of winners

CD - 8/9 had a CD of 0.19 and below
7/9 had a CD of 0.09 and below
1/8 had a CD below -0.08

Majority Range: -0.08 to 0.19 - 78% of winners

DI & CD Average - DI 1.00 / CD 0.02

DI & CD Median – DI 0.85 / CD 0.08

Running Style

Front runners – 3
Close to Pace – 7
Hold Up – 5

Dosage points angle

6/15
(PATB) = 1 / (20+) = 3 / (DQ) = 2

2011 Triumph Hurdle Trial Entrants

Probable winners *(Based on Dosage)*

Form	HORSE	DP	DPA	TOT	DI	CD	R/S
5123	AKULA	3-2-17-0-2	20+	24	1.29	0.17	FR/CP

Possible winners *(Based on Dosage)*

FORM	HORSE	DP	DPA	TOT	DI	CD	R/S
1	THIRD INTENTION	2-0-9-1-0	/	12	1.18	0.25	CP
4	LAPIN GAROU	1-0-6-3-0	/	10	0.67	-0.10	CP
11	LOCAL HERO	1-0-8-2-5	/	16	0.45	-0.63	CP/HU

Unlikely winners *(Based on Dosage)*

FORM	HORSE	DP	DPA	TOT	DI	CD	R/S
F12	INDIAN DAUDAIE	0-10-2-0-0	/	12	11.00	0.83	HU
31	MARK TWAIN	4-3-7-0-0	/	14	3.00	0.79	HU/CP
1	MAOI CHINN TIRE	4-5-9-0-0	/	18	3.00	0.72	HU/CP

Triumph Hurdle Trial Extended Trends Analysis

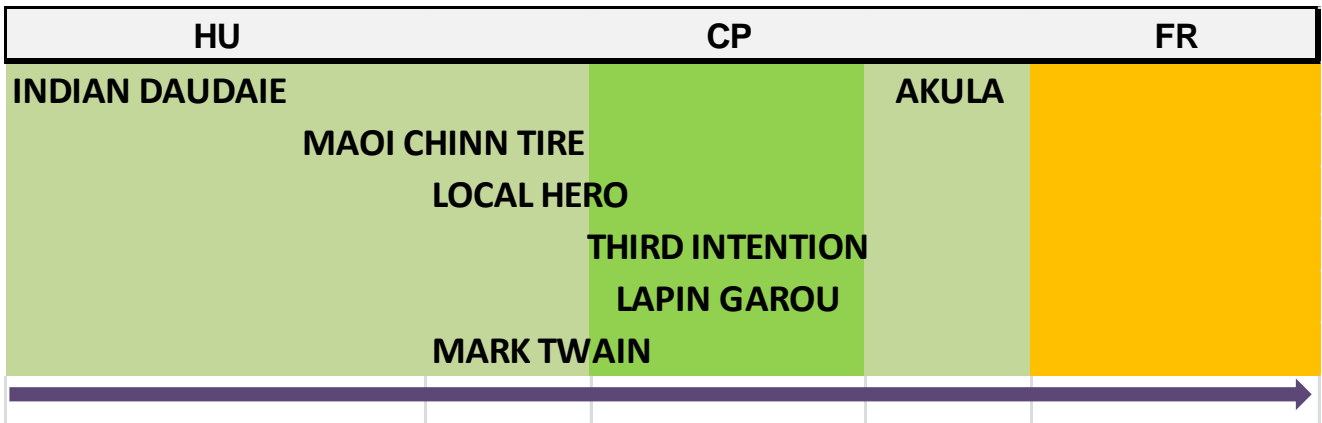
- 1 **13/15** had previously run on the flat
- 2 **13/15** ran within past 50 days
- 3 **12/14** recorded a top 2 finish last time out (1 was making NH debut)
- 4 **12/15** had a least 1 previous hurdle victory
- 5 **12/15** were born on or before the 6th of April
- 6 **12/14** recorded a top 4 finish on their hurdling debut (1 was making NH debut)
- 7 **11/15** had between 2 & 5 previous Hurdle starts
- 8 **11/14** had a 100% W-P Hurdle S/R
- 9 **10/14** ran at a Grade 1 track last time out

NTF Trends	1	2	3	4	5	6	7	8	9	Tot
LOCAL HERO	Y	Y	Y	Y	Y	Y	Y	Y	Y	9/9
THIRD INTENTION	Y	Y	Y	Y	Y	Y	N	Y	Y	8/9
MARK TWAIN	Y	Y	Y	Y	N	Y	Y	Y	N	7/9
MAOI CHINN TIRE	Y	N	Y	Y	N	Y	N	Y	Y	6/9
AKULA	Y	Y	N	Y	Y	N	Y	N	Y	6/9
INDIAN DAUDAIE	Y	N	Y	Y	N	N	Y	N	Y	5/9
LAPIN GAROU	N	Y	N	N	Y	Y	N	N	Y	4/9

Trend follower (s) – LOCAL HERO

Triumph Hurdle Trial Pace Analysis

Horse	RS	Running Style
INDIAN DAUDAIE	HU	HU
MAOI CHINN TIRE	HU/CP	HU/CP
AKULA	FR/CP	FR/CP
LOCAL HERO	CP/HU	CP/HU
THIRD INTENTION	CP	CP
LAPIN GAROU	CP	CP
MARK TWAIN	HU/CP	HU/CP



The above is just a quick snapshot of how the race may be run based on the perceived running styles of each horse.

No out and out front runner here so it's likely to be left up to AKULA to lead from the front.

2011 Triumph Hurdle Trial Selections

NTF Selection – LOCAL HERO (S Gollings) – The German bred 4yo has been hugely impressive on both his hurdling starts so far and the form of those races has worked out solid enough. This represents a step up on what he has done so far but he certainly looks to hold the credentials for the task in hand. McCoy will be on board for the 3rd time and the Gollings/McCoy partnership enjoy a solid 50% strike-rate over hurdles (4/8). Topping the trends table on his own makes him of great interest to us and he can take a big step to cementing his Triumph hurdle credentials here.

Murphy Group Chase

Class 1 Grade 3 / 2m5f / 5yo+

Dosage Trends

DP - 13/15 had 12 points or more in their Dosage Profile

11/15 had between 12 and 22 points in their Dosage Profile

DI - 11/13 had a DI of 0.50 and above

9/13 had a DI of 1.00 and above

2/12 had a DI above 1.57

Majority Range: 0.33 to 1.57 - 77% of winners

CD - 11/13 had a CD of -0.44 and above

9/13 had a CD of 0.00 and above

2/12 had a CD above 0.44

Majority Range: -0.44 to 0.44 - 69% of winners

DI & CD Average - DI 1.16 / CD 0.02

DI & CD Median – DI 1.10 / CD 0.18

Running Style

Front runners – 5

Close to Pace – 7

Hold Up – 3

Dosage points angle

4/15

(PATB) = 1 / (20+) = 2 / (DQ) = 1

2011 Murphy Group Chase Entrants

Probable winners *(Based on Dosage)*

Form	HORSE	DP	DPA	TOT	DI	CD	R/S
506	THE SAWYER	4-0-8-1-1	/	14	1.33	0.36	FR/CP
5	BAKBENSCHER	1-2-14-1-0	/	18	1.25	0.17	CP

Possible winners *(Based on Dosage)*

FORM	HORSE	DP	DPA	TOT	DI	CD	R/S
3	CHAPOTURGEON	3-5-10-2-0	20+	20	1.86	0.45	HU
214	BUFFALO BOB	1-5-10-0-0	/	16	2.20	0.44	FR
21	DREVER ROUTE	3-2-5-1-1	PATB	12	1.67	0.42	CP/HU
115	LITTLE JOSH	3-0-7-0-0	/	10	1.86	0.60	FR
5624	CALGARY BAY	1-0-4-1-0	/	6	1.00	0.17	CP

Unlikely winners *(Based on Dosage)*

FORM	HORSE	DP	DPA	TOT	DI	CD	R/S
F12	WISHFULL THINKING	4-2-1-1-0	/	8	4.33	1.13	CP
F6	ATOUCHBETWEENACARA	3-3-6-0-0	/	12	3.00	0.75	CP/FR
2	NOLAND	7-6-19-0-0	20+	32	2.37	0.63	CP
61218	FINE PARCHMENT	0-1-3-4-4	/	12	0.26	-0.92	CP












Murphy Group Chase Extended Trends Analysis

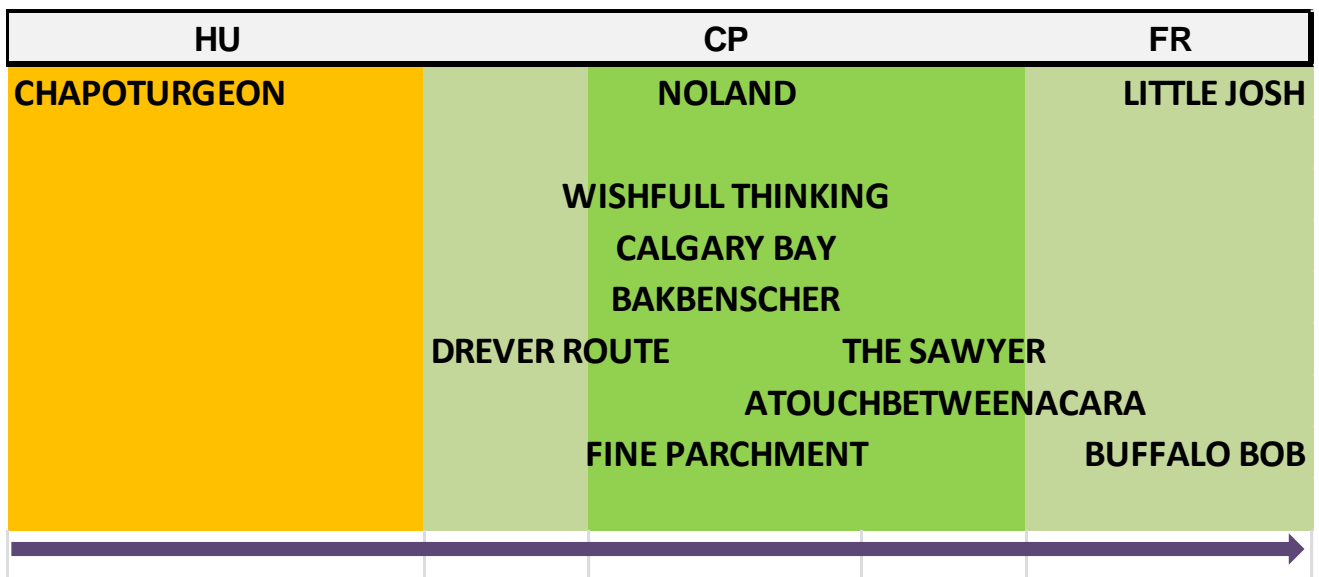
- 1 14/15 had previously won at 2m4f/2m5f
- 2 13/15 recorded a top 4 finish last time out
- 3 13/15 had between 1 & 4 previous chase victories
- 4 13/15 had 13+ previous NH starts
- 5 13/15 recorded a top 2 finish at class 2 level or better
- 6 12/15 had 15 or less previous chase starts
- 7 12/15 had 2, 3 or 4 starts in current season
- 8 11/15 were aged 7, 8 or 9
- 9 11/15 had an OR of 140 or less
- 10 11/15 carried 10-09 or less to victory
- 11 11/15 had 2 or less previous handicap chase victories
- 12 11/15 won 1 of their last 3 starts (all recorded a top 3 finish in last 3)
- 13 11/15 ran at a Grade 1 track last time out
- 14 9/15 had previously recorded a top 2 finish at the track

NTF Trends	1	2	3	4	5	6	7	8	9	10	11	12	13	14	Tot
LITTLE JOSH	Y	N	Y	Y	Y	Y	Y	Y	N	N	Y	Y	Y	Y	11/14
WISHFULL THINKING	Y	Y	Y	N	Y	Y	Y	Y	N	N	Y	Y	Y	Y	11/14
CALGARY BAY	Y	Y	Y	Y	Y	Y	Y	Y	N	N	Y	N	Y	Y	11/14
BAKBENSCHER	Y	N	Y	Y	Y	Y	N	Y	Y	Y	Y	Y	Y	N	11/14
ATOUCHBETWEENACARA	Y	N	Y	Y	Y	Y	Y	N	Y	Y	Y	N	Y	Y	11/14
DREVER ROUTE	Y	Y	Y	Y	N	Y	N	Y	Y	Y	Y	Y	Y	N	11/14
NOLAND	Y	Y	Y	Y	Y	Y	N	N	N	N	Y	Y	Y	Y	10/14
BUFFALO BOB	Y	Y	Y	Y	N	Y	Y	Y	Y	Y	N	Y	Y	N	10/14
FINE PARCHMENT	Y	N	Y	Y	N	Y	N	Y	Y	Y	N	Y	Y	Y	10/14
CHAPOTURGEON	Y	Y	Y	Y	Y	Y	N	Y	N	N	Y	N	N	Y	9/14
THE SAWYER	Y	N	N	Y	Y	N	Y	N	Y	Y	N	N	Y	Y	8/14

Trend follower (s) – LITTLE JOSH, WISHFULL THINKING, CALGARY BAY, BAKBENSCHER, ATOUCHBETWEENACARA & DREVER ROUTE

Murphy Group Chase Pace Analysis

Horse	RS	Running Style
NOLAND	CP	 CP
LITTLE JOSH	FR	 FR
CHAPOTURGEON	HU	 HU
WISHFULL THINKING	CP	 CP
CALGARY BAY	CP	 CP
BAKBENSCHER	CP	 CP
THE SAWYER	FR/CP	 FR/CP
ATOUCHBETWEENACARA	CP/FR	 CP/FR
BUFFALO BOB	FR	 FR
FINE PARCHMENT	CP	 CP
DREVER ROUTE	CP/HU	 CP/HU



The above is just a quick snapshot of how the race may be run based on the perceived running styles of each horse.

Couple of potential pace pushers here and that could set it up for a couple sitting in behind.

2011 Murphy Group Chase Selections

NTF Selection – DREVER ROUTE (J Howard Johnson) – The Howard Johnson yard are going through a solid spell at the minute and this lightly raced 8yo can add to the tally. Despite this being a step up in class for the horse he has shown consistent form from his 7 chase starts and the form of his last run has worked out surprisingly well. The horse has a 1-2-1 record when running after a break of 90 days or more (comes here after 107 days off the track) and it can only be a bonus that trainer Howard Johnson appears on the NTF January 90+ day trainer list. His sire (Flemensfirth) has a very eye-catching record with his chasers at the track – 55 runs | 13 winners | 24% S/R | +£24.73 LSP – and DREVER ROUTE can improve that record in this Grade 3 handicap.

NTF Selection – BAKBENSCHER (A King) – This lightly raced 8yo still looks to have room for manoeuvre off his current mark. He took a little time to get the hang of chasing and it's safe to assume he will have needed his first run of the season last time out (in what has now proven to have been a hot little race). His Dosage & trends credentials for this race look solid and he rates a lively outsider at the prices.

Argento Chase

Class 1 Grade 2 / 3m 1f / 5yo+

Dosage Trends

DP - 12/15 had 8 points or more in their Dosage Profile

9/15 had 12 points or more in their Dosage Profile

DI - 10/12 had a DI of 0.54 and above

8/12 had a DI of 0.71 and above

7/12 had a DI of 1.17 and above

Majority Range: 0.54 to 1.67 - 58% of winners

CD - 10/12 had a CD of -0.30 and above

8/12 had a CD of -0.08 and above

1/12 had a CD above 0.58

Majority Range: -0.30 to 0.58 - 75% of winners

DI & CD Average - DI 1.28 / CD 0.11

DI & CD Median – DI 1.23 / CD 0.26

Running Style

Front runners – 5

Close to Pace – 2

Hold Up – 8

Dosage points angle

5/15

(PATB) = 1 / (20+) = 2 / (DQ) = 2

Argento Chase Extended Trends Analysis

- 1 14/15 ran at a Grade 1 track last time out
- 2 14/15 either recorded a top 3 finish at track or were making track debut
- 3 14/15 had an OR of 153+
- 4 14/15 no more than 26 previous NH starts
- 5 13/15 between 8 & 16 previous chase starts
- 6 12/15 were aged between 8 & 11
- 7 12/15 had 4+ previous chase victories
- 8 12/15 won 1 of last 3 starts
- 9 12/15 ran in a Graded race last time out
- 10 12/15 had previously won at Grade 1 or Grade 2 level (14/15 won at Grade 3 level +)
- 11 12/15 had previously won at 3miles+
- 12 12/15 ran within the past 42 days
- 13 12/15 had between 2 & 4 starts in current season
- 14 12/15 had a 63% W-P Chase S/R
- 15 9/15 finished in the top 2 last time out
- 16 0/15 were novices

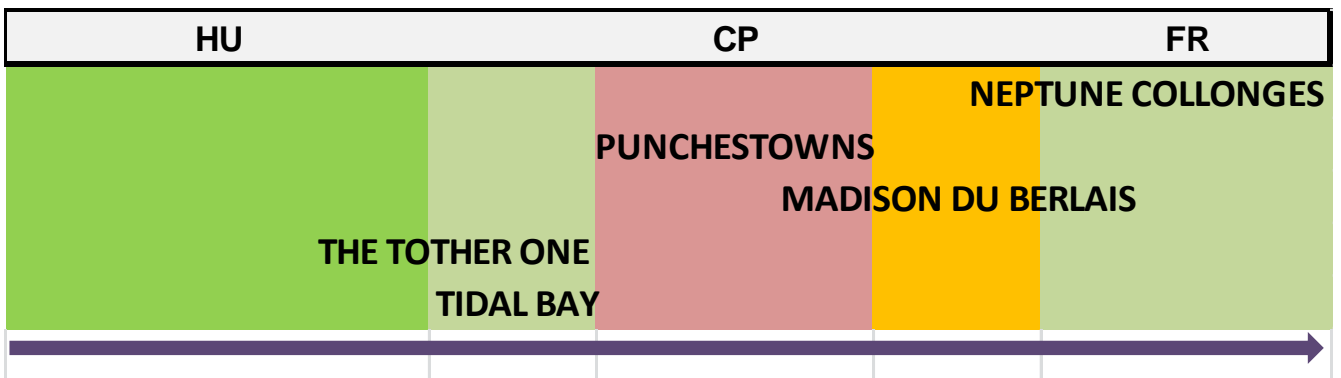
NTF Trends

	1	2	3	4	5	6	7	8	9	10	11	12	13	14	15	16	Tot
TIDAL BAY	Y	Y	Y	N	Y	Y	Y	N	Y	Y	Y	N	Y	Y	Y	Y	13/16
PUNCESTOWNS	Y	Y	Y	Y	N	Y	N	Y	N	Y	Y	Y	N	Y	Y	Y	12/16
NEPTUNE COLLONGES	Y	Y	Y	N	N	Y	Y	N	N	Y	Y	N	Y	Y	N	Y	10/16
MADISON DU BERLAIS	Y	Y	N	N	N	Y	Y	N	Y	Y	Y	Y	Y	N	N	Y	10/16
THE TOTHER ONE	Y	Y	N	Y	Y	Y	N	N	Y	N	Y	N	Y	N	N	Y	9/16

Trend follower (s) – TIDAL BAY

Argento Chase Pace Analysis

Horse	RS	Running Style
PUNCHESTOWNS	CP	CP
MADISON DU BERLAIS	CP/FR	CP/FR
NEPTUNE COLLONGES	FR/CP	FR/CP
THE TOTHER ONE	HU/CP	HU/CP
TIDAL BAY	CP/HU	CP/HU



The above is just a quick snapshot of how the race may be run based on the perceived running styles of each horse.

Neptune Collonges and/or Madison Du Berlais look likely to take this up from the front.

2011 Argento Chase Selections

NTF Selection – None of the quintet look the most honest here and the front 2 in the market simply do not appeal as straightforward enough to back at the prices. With that in mind and the fact there is not a great deal between the runners on my figures I'm happy to side with **NEPTUNE COLLONGES** (P Nicholls). Although the grey is yet to score at Prestbury Park he does have some of the strongest course on offer with placed efforts in Gold Cup's to his name. His 2 runs so far this season have admittedly been disappointing but being brought down in the Hennessey was hardly his fault and last time out he simply missed the break and could never get into his usual rhythm. The chances are that he will be able to dominate this small field and McCoy's forcing style of riding should play to the horse's front-running style.

The facts are that every horse in this race has the potential to disappoint but with double figures available about a horse that has Gold Cup form with Kauto Star & Denman I'm certainly willing to take the risk.